



ANNUAL ASSESSMENT & IMPROVEMENT PROCESS:  
PHASE II: CONTINUOUS IMPROVEMENT  
AND CLOSING THE LOOP



# OPAR Personnel Changes

Dr. Lopez, Director of Assessment and IE (**INTERIM**)

[llopez@cau.edu](mailto:llopez@cau.edu)

Dr. Eric Duke, School of Arts and Sciences Assessment Liaison

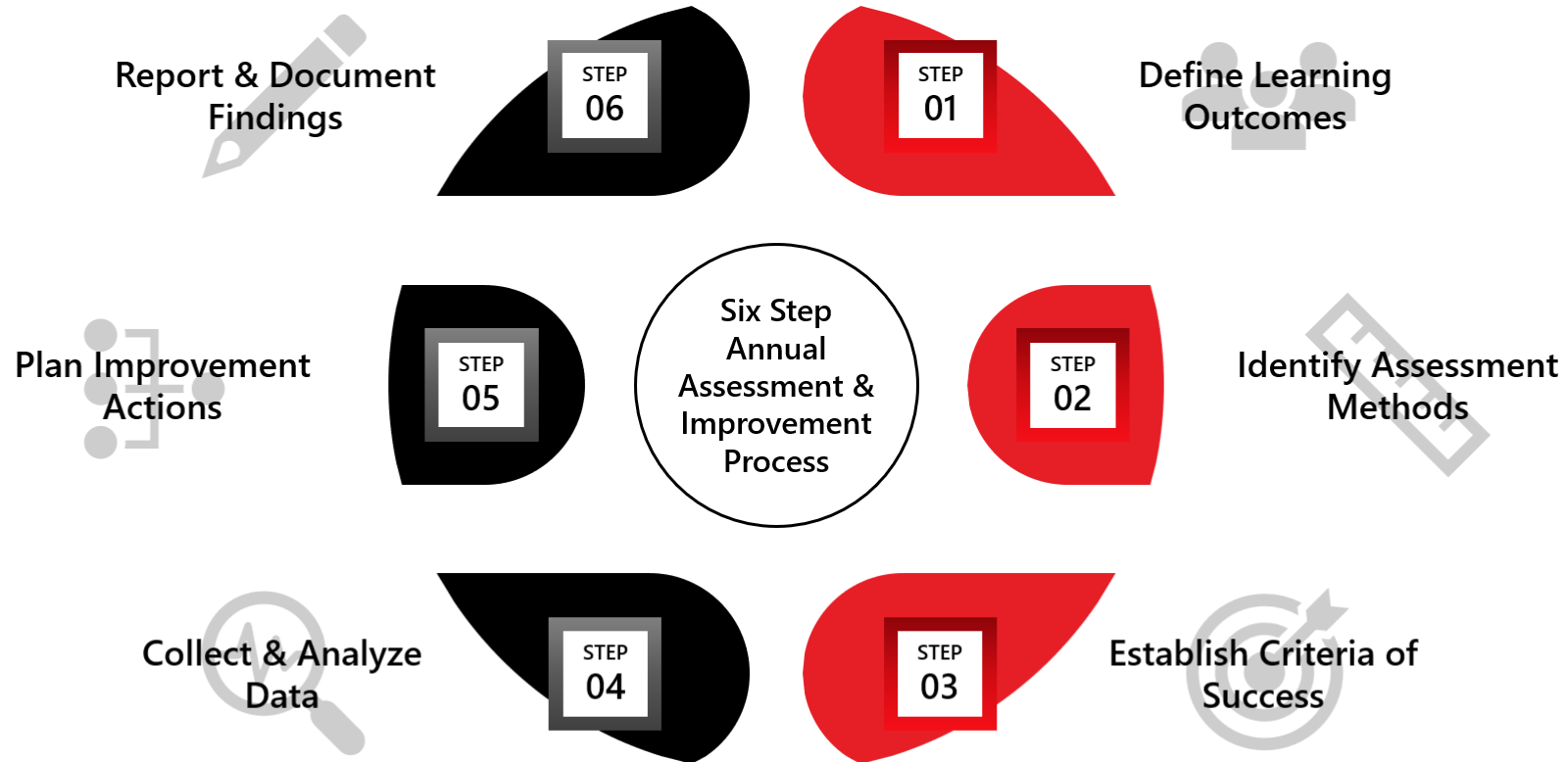
[eduke@cau.edu](mailto:eduke@cau.edu)

Mrs. Zandra Everett, Assessment Program Coordinator

[zeverett@cau.edu](mailto:zeverett@cau.edu)



# The Six Step "Loop"





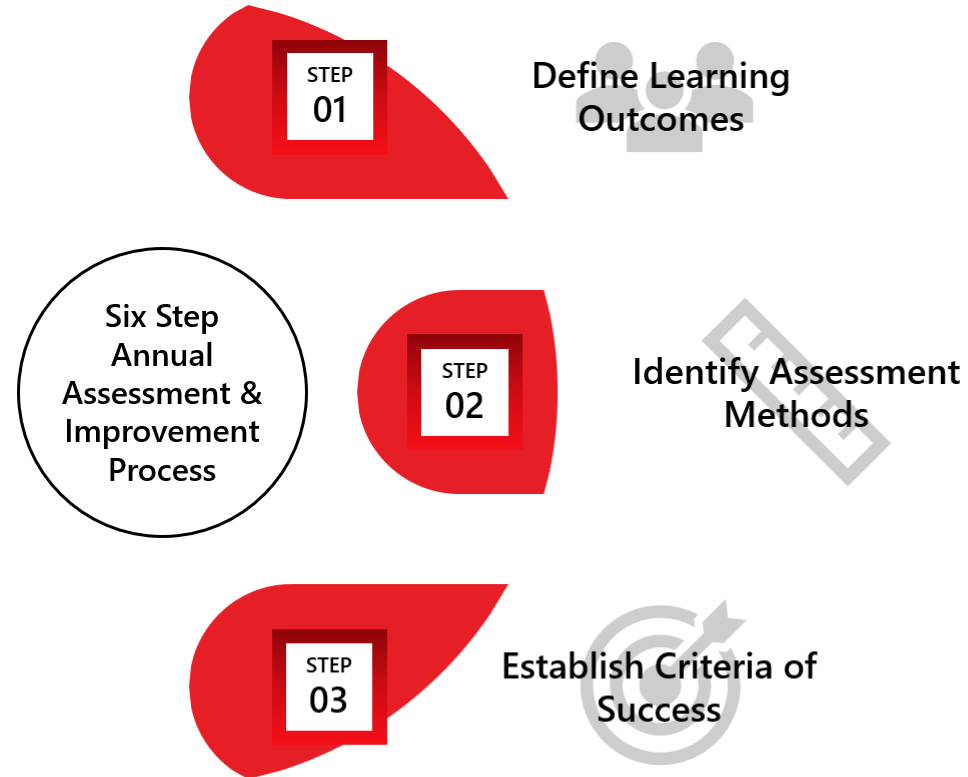
# The Six Step "Loop"

## PHASE I: Planning Phase

Step 01: Define Learning Outcomes

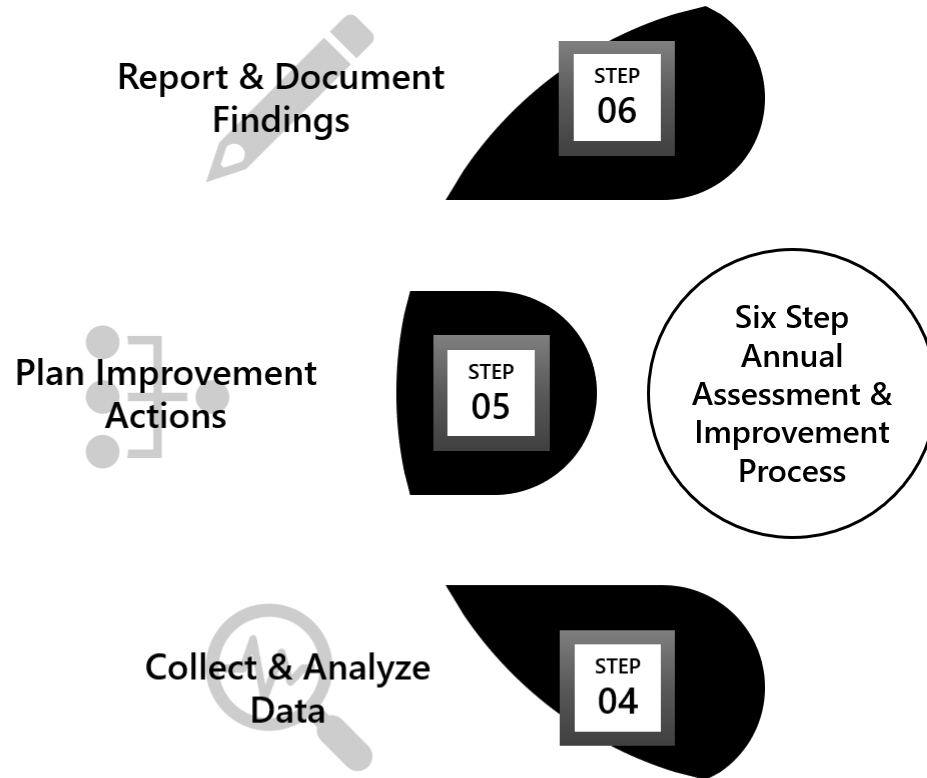
Step 02: Identify Assessment Methods

Step 03: Establish Criteria of Success





## The Six Step "Loop"



### PHASE II: Review Phase

Step 06: Report & Document Findings

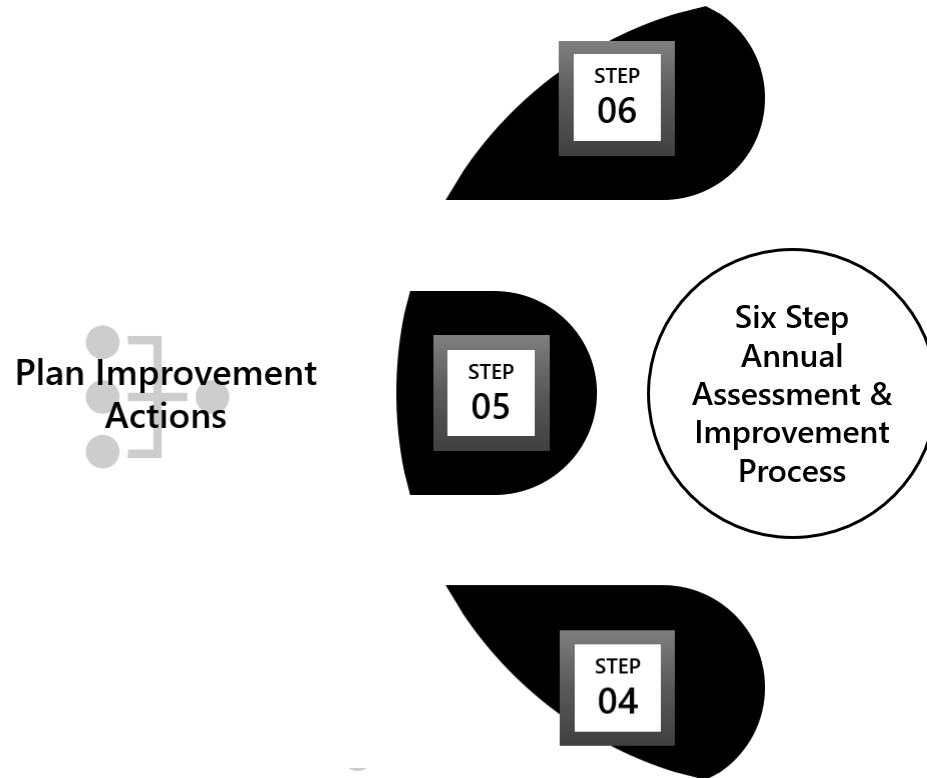
Step 05: Plan Improvement Actions

Step 04: Collect & Analyze Data



## The Six Step "Loop"

### PHASE II: Review Phase



Step 06: Report & Document Findings

Step 05: Plan Improvement Actions

Step 04: Collect & Analyze Data

# General Education Core Competency

## Globalization and Humanities Awareness

**Globalization and Humanities Awareness** – demonstrating an understanding of global issues, service-learning and the human condition:

**Learning Outcome:** Students should be able to apply knowledge of social science and humanistic inquiry to evaluate contemporary issues and make informed decisions, identify and explain the implications of ethical values in a chosen profession, understand the micro and macro implications of a “Culture for Service”, and demonstrate social responsibility and service-learning.



# General Education Core Competency

## Globalization and Humanities Awareness

### **HISTORY**

- CHIS 201 The United States, Africa and the World I
- CHIS 202 The United States, Africa and the World II
- CHIS 211 History of the United States before 1865
- CHIS 212 History of the United States since 1865

### **HUMANITIES**

- CART 150 Art Appreciation
- CHUM 228 Early Period: 1500 - 1914
- CHUM 230 Modern Period: World War I - Present
- CMUS 119 World Music
- CMUS 120 Music Appreciation
- CSTA 252 Theatre Appreciation

### **PHILOSOPHY / RELIGION**

- CPHI 105 Critical Thinking
- CPHI 221 Introduction to Philosophy
- CPHI 241 Philosophy of Religion
- CREL 101 The Biblical Heritage
- CREL 103 African American Religious Experiences I
- CREL 104 African American Religious Experiences II
- CREL 250 Comparative Religion

### **POLITICAL SCIENCE**

- CPSC 219 American Government and Politics

### **PSYCHOLOGY**

- CPSY 211 General Psychology
- CPSY 218 Human Growth and Development

### **CRIMINAL JUSTICE / SOCIOLOGY**

- CSCJ 215 Introduction to Sociology
- CSCJ 216 Introduction to Anthropology
- CSCJ 218 Contemporary Social Problems

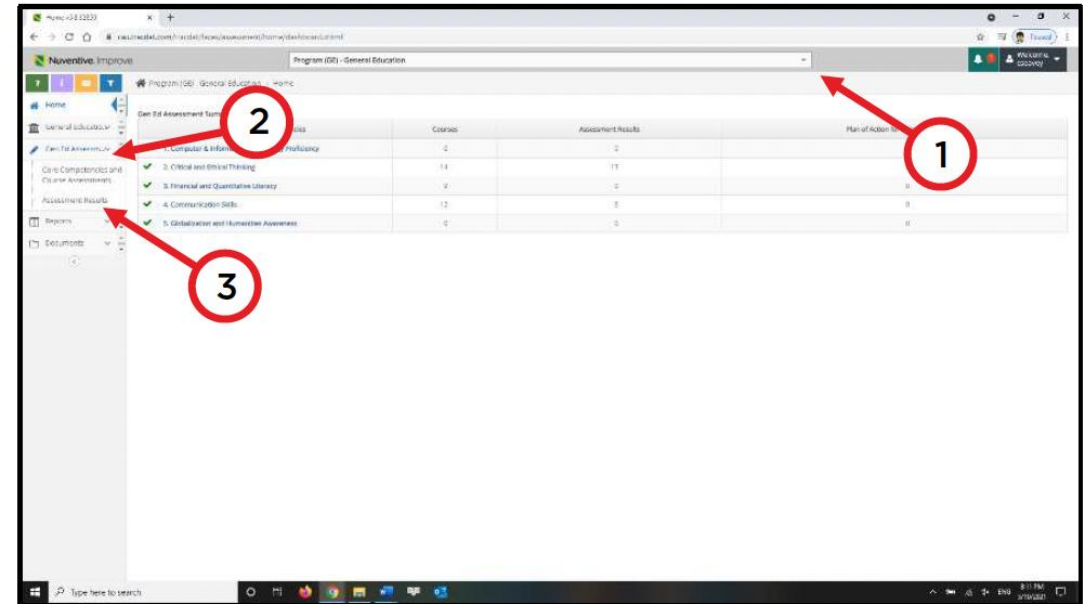




# General Education Core Competency Globalization and Humanities Awareness

## SCREEN ONE:

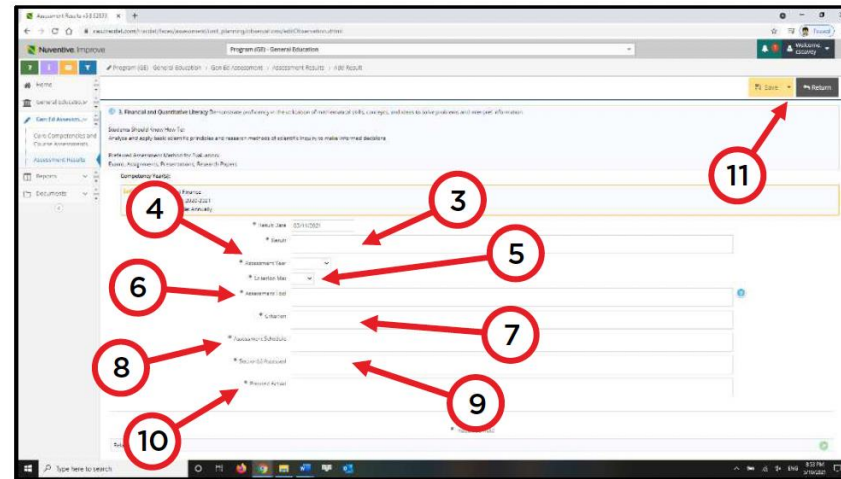
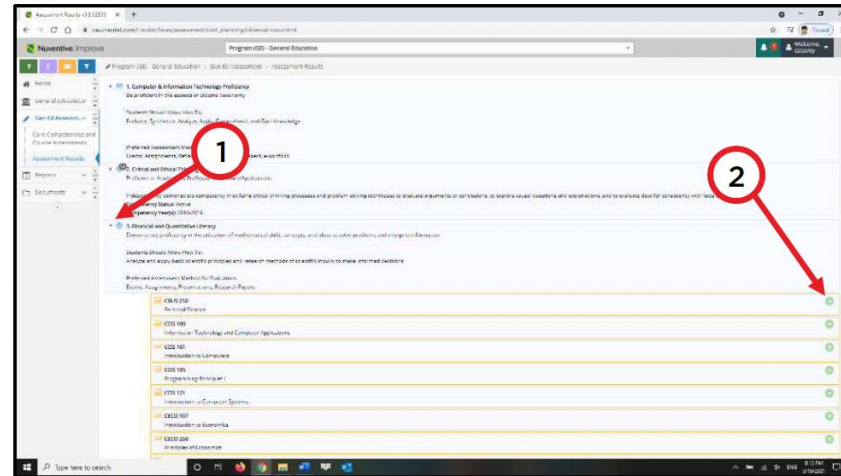
1. Select the **Program (GE) - General Education** name from the drop-down menu at the top of the screen if assigned more than one program. If only one program is assigned it will be the only option to choose.
2. Click the **Gen Ed Assessment** tab in the left navigation pane.
3. Click the **Assessment Results** tab below the Gen Ed Assessment tab.



# Entering Assessment Results – General Education

## SCREEN TWO:

1. Click the **drop-down triangle** of the learning outcome to which you wish to add results. This reveals the Courses assigned to the outcome.
2. Click the green **Add Result** button at the right end of the Course for which you are adding results. This reveals the next set of data fields.
3. Click within the text field of the **Result** and type a summary of the assessment results.
4. Click the drop-down triangle of the **Assessment Year** and select this academic year.
5. Click the drop-down triangle of the **Criterion Met** and select Yes, No.
6. Click within the text field of the **Assessment Tool** and enter what assessment tool(s) were used.
7. In the **Criterion** text field, type the specific performance level or degree that defines successful achievement.
8. Click within the text field of **Assessment Schedule** and enter “Annual.”
9. Click within the text field of **Section(s) Assessed** and enter the sections of the course that were assessed.
10. In the **Planned Action** text field, type the action(s) that will be taken to achieve improvement in this outcome.
11. Click the drop-down triangle of the **Save** button and select Save and Return.





# Annual Assessment and Improvement Plan

**DUE DATE:**

May 17, 2022 – General Education



## WEBSITE LINKS:

### IMPROVE Access:

<https://cau.tracdat.com>

### OPAR Website:

<https://www.cau.edu/opar/index.html>